



# **Board of Police Commissioners**

**Tuesday, May 27, 2025  
9:00 AM**

**Main Floor Multi-Purpose Area  
Police Service Centre**



---

**OFFICE OF THE CITY CLERK**

---

**Public Agenda  
Board of Police Commissioners  
Tuesday, May 27, 2025**

**Approval of Public Agenda****Adoption of Minutes**

Minutes of the meeting held on April 29, 2025.

**Administration Reports**

PO25-11      Biometrics: 1-year Review – Monitoring the health and safety of detainees in custody.

**Recommendation**

That this report be received and filed.

PO25-12      Use of Force Year-End 2024

**Recommendation**

That this report be received and filed.

PO25-13      Variance Report as at April 30, 2025

**Recommendation**

That this report be received and filed.

PO25-14      Monthly Crime Statistics – April 2025

**Recommendation**

That this report be received and filed.

**Resolution for Private Session**

AT REGINA, SASKATCHEWAN, TUESDAY, APRIL 29, 2025

AT A MEETING OF BOARD OF POLICE COMMISSIONERS  
HELD IN PUBLIC SESSION

AT 9:00 AM

**These are considered a draft rendering of the official minutes. Official minutes can be obtained through the Office of the City Clerk once approved.**

Present: Commissioner Yashu Bither, in the Chair  
Mayor Chad Bachynski  
Councillor Shobna Radons  
Councillor George Tsiklis  
Commissioner Robert Nowosielski  
Commissioner Manmeet Singh

Regrets: Commissioner Anastassia Dubois

Also in Attendance: Council Officer, Elaine Gohlke  
Legal Counsel, Katrina Swan  
A/Chief, Lorilee Davies  
Deputy Chief, Trent Stevely  
Superintendent, Tim Seiferling  
Superintendent, Kelly Trithart  
A/Superintendent, Blair Eckert  
Inspector, Kyle McFetridge  
Executive Director, Corporate Services, Elizabeth Nguyen  
Manager, Human Resources, Alissa Sullivan  
Manager, Public Information & Strategic Communication,  
Lindsey Hoemsen  
Financial Services Manager, Tracy Raison

APPROVAL OF PUBLIC AGENDA

**Commissioner Singh moved, AND IT WAS RESOLVED, that the agenda for this meeting be approved, as submitted.**

ADOPTION OF MINUTES

**Mayor Bachynski moved, AND IT WAS RESOLVED, that the minutes for the meeting held on March 25, 2025 be adopted, as circulated.**

ADMINISTRATION REPORTSPO25-9 2024 District Year-End Reports

---

**Recommendation**

That this report be received and filed.

Inspector Shawn Fenwick, Inspector Brad Walter and Inspector Chris Jackiw made a presentation to the Board.

**Councillor Tsiklis moved, AND IT WAS RESOLVED, that this report be received and filed.**

PO25-10 Monthly Crime Statistics – March 2025

---

**Recommendation**

That this report be received and filed.

**Commissioner Nowosielski moved, AND IT WAS RESOLVED, that this report be received and filed.**

RESOLUTION FOR PRIVATE SESSION

**Mayor Bachynski moved, AND IT WAS RESOLVED, that in the interest of the public, the balance of agenda items for this meeting be considered in private session and that the Board recess for 20 minutes.**

The Board recessed at 9:59 a.m.

The media left.

---

Chairperson

---

Secretary

May 27, 2025

To: Members,  
Board of Police Commissioners

Re: Biometrics: 1-year Review – Monitoring the health and safety of detainees in custody.

### RECOMMENDATION

That this report be received and filed.

### CONCLUSION

On March 19, 2024, the Regina Police Service equipped 10 cells (7 males, 3 females) with biometric monitoring sensors. The integration of a biometric monitoring system stands as an innovative and transformative approach toward safeguarding the health and well-being of detainees. By harnessing biometric technology, this system offers continuous, non-invasive monitoring of vital health metrics, enabling timely interventions and personalized care. From tracking heart rate variability to detecting anomalies in respiratory rates, biometric monitoring provides invaluable insights into the physical state of our detainees. This proactive approach empowers detention staff, including the Primary Care Paramedics to deliver specific and timely medical intervention, thus preventing potential health crises or fatal incidents therefore ensuring the well-being of individuals in our custody.

The utilization of biometric monitoring fosters a more humane and compassionate approach to detention management. This is a person-centered approach. We DO care about those in our custody. They, and their families, deserve this important and potentially life-saving investment. Furthermore, by providing our staff members the additional comfort of knowing the detainees in their care are being monitored, the reduction of occupational stress cannot be overlooked.

### BACKGROUND

The detention unit is staffed 24 hours per day and with support from 2 Sergeants, 1 Special Constable, and 1 Primary Care Paramedic. From March 19, 2024 to March 19, 2025, the Regina Police Service had 7,656 detainees triaged through the detention unit.

As a Police Organization, we must provide continual accountability to members of the public, which includes detainees in our custody and care. When a member of the public is arrested and held in police custody, it is expected that the detainee will be cared for and supervised to the utmost standards. We have a legal obligation, as custodial providers, to ensure the detainees are safe from any harm, including accidental medical deaths, suicides, and accidental drug overdoses. Should a death of a detainee occur while in a cell, the Coroner's Inquest would assess what processes were in place, were the processes followed by police employees, and provide any recommendations to prevent similar in-custody deaths? [Note, for the purposes of this report, an in-custody death is defined as the death of a person in police custody and confined to a cell.]

The Regina Police Service personnel/medics cannot reasonably monitor one specific detainee 100% of the time. The cell checks are conducted every 15 minutes. A check of our cellblock, at full capacity, could take approximately 10-15 minutes, leaving only a few minutes until the commencement of the next round of checks. This results in essentially one full time staff member having the duty to conduct visual cell checks continuously.

Taking into account the 15-minute cell checks and the demanding tasks carried out by detention staff and medics, it becomes exceedingly challenging for staff to recognize signs of potential medical distress in a detainee who appears calm or asleep. In some cases, 15 minute intervals could be too long between checks to identify someone requiring immediate medical intervention.

The purpose of this report is to provide to the Board and the public an update on the successes the Regina Police Service has seen with the biometric monitors in the Detention.

## DISCUSSION

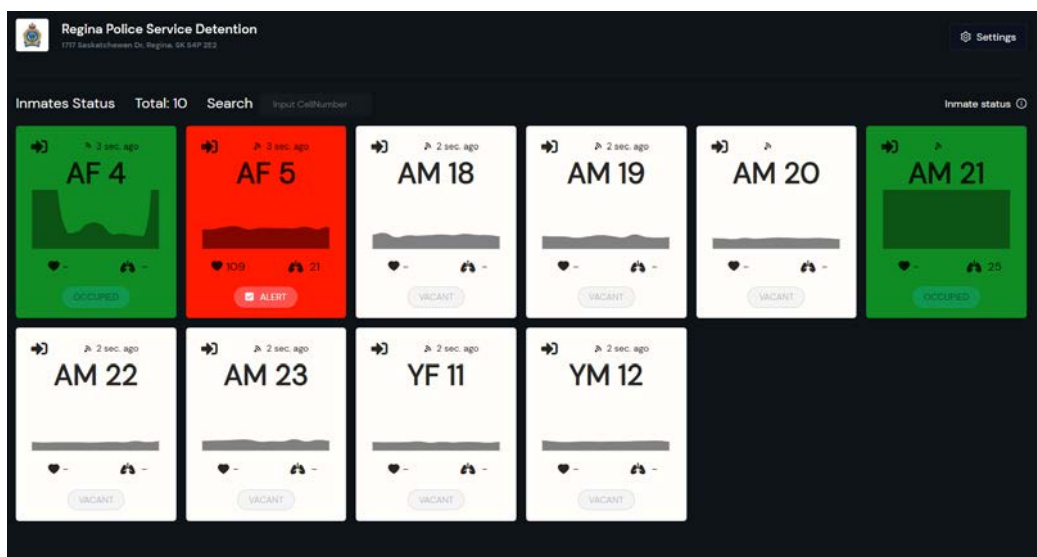
It is essential to acknowledge the various factors that can contribute to deaths occurring in police custody. These may include, but are not limited to, severe alcohol intoxication, suicide, drug overdose, underlying health conditions, or a combination of these. The added stress of being in custody can further exacerbate these risks.



To address this, the Regina Police Service (RPS) has implemented biometric monitoring technology within its detention cells—an initiative considered to be a pioneering approach in Canada. This technology has proven highly effective in identifying individuals in medical distress, particularly in cases where immediate attention can mean the difference between life and death.

For instance, a person arrested for intoxication may appear to be merely sleeping, but could in fact be experiencing a potentially fatal drug overdose after ingesting substances prior to arrest. In the past, this type of scenario may have gone unnoticed until it was too late. Biometric monitoring helps bridge this critical gap by allowing continuous tracking of vital signs such as heart rate and respiratory rate.

When a detainee's vitals fall outside pre-set safe parameters, an alarm is triggered, prompting on-site medics to conduct an urgent assessment. One such example includes a real-time alert generated for an adult female in cell 5, as shown below.



Since its installation, the biometric system has alerted detention staff to multiple instances where detainees required medical intervention. Notably, in five separate cases, the alerts directly enabled life-saving responses by Detention Staff and Primary Care Paramedics—interventions that likely prevented in-custody deaths.

While the benefits of biometric monitoring are clear, there are also potential drawbacks. One concern is the risk of over-reliance on technology, which may unintentionally reduce the quality of in-person wellness checks by staff. Detention staff are clearly instructed to continue conducting in-person detainee wellness checks every 15 minutes. The biometric monitoring does not replace the physical times checks. Another issue is the potential of “alarm fatigue”. For example, should a detainee have a normal resting heartrate near the pre-set upper threshold, the alarms could be frequently and inadvertently sounded with no need for actual medical response. This has occurred however, in those situations, the Primary Care Paramedics have adjusted the thresholds for that specific detainee.

Despite these challenges, the introduction of biometric monitoring has undoubtedly enhanced the ability of the Regina Police Service detention staff to safeguard the health and wellbeing of individuals in custody.

## RECOMMENDATION IMPLICATIONS

### Financial Implications

None with respect to this report.

### Environmental Implications

None with respect to this report.

### Strategic Implications

The Regina Police Service Strategic Plan identifies several Objectives and Goals. Monitoring the vitals of detainees in our care identifies with both Our Service and Our Community.

Additionally:

*Financial Accountability* by ensuring our financial resources and assets are allocated effectively to ensure the greatest value is provided to both the persons in our custody and the community we serve,

*Community Safety* by enhancing safety in our detention area through effective policing, and

*Operational Excellence* by providing members of the public who are in custody consistent and professional service.



COMMUNICATIONS

None in regards to this report.

Respectfully submitted,

A handwritten signature in blue ink, appearing to read "L. Davies". The signature is written in a cursive, flowing style.

Lorilee Davies,  
Interim Chief of Police.



May 27, 2025

To: Members,  
Board of Police Commissioners

Re: Use of Force Year-End 2024

---

### RECOMMENDATION

That this report be received and filed.

### CONCLUSION

The Regina Police Administration provides information to the Board of Police Commissioners and the Public regarding the results of annual internal reviews within the Police Service through presentations at Board meetings.

In 2024, the total use of force incident reported, **increased by 6 %** in comparison to 2023 (264 in 2024 vs. 249 in 2023).

### BACKGROUND

The Saskatchewan Police Commission mandates all municipal Police Services to report the use of force statistics on a quarterly and yearly basis. This report provides information on situations where force was required by members of the Regina Police Service for the reporting period of January 1 – December 31, 2024. The Regina Police Service is committed to ensuring that all reported applications of force are reviewed for compliance and adherence to federal laws, provincial standards and internal policies.

### DISCUSSION

The Use of Force model is a graphic representation of the various elements involved in an officer's assessment and decision to use force on a subject. The model is a tool to facilitate understanding and articulation of Use of Force, which is governed by sections 25, 26 and 27 of the *Criminal Code*.

The National Use of Force Framework was developed in 1999-2000 by a group of 64 of Canada's top use of force educators in partnership with the Canadian Police College and Ontario Police College.

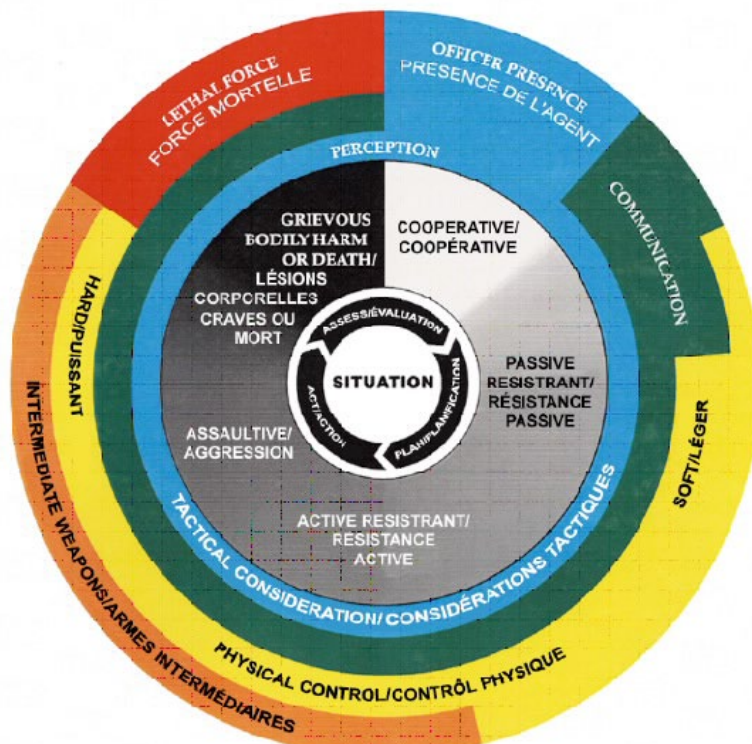
All municipal police agencies in the Province of Saskatchewan follow the National Use of Force Framework. The Saskatchewan Police Commission guides Use of Force training, recertification and equipment for municipal police agencies.

Police officers are introduced to the National Use of Force Framework as recruits at the Saskatchewan Police College through lectures and practical exercises. The Saskatchewan Police College Recruit Training Course is a 20-week course where recruits receive training in the use of defense and control tactics (80

hours), firearms, conductive energy weapon (CEW), baton, Rapid Deployment, Public Officer Safety Training (POST) and de-escalation techniques. After graduation, the individual municipal police agencies are responsible for recertifying their members on the various Use of Force options.

Assessment of a subject's behaviour will influence an officer's decision to use force, which includes (but is not limited to) the environment, number of subjects, perceived abilities of the subject, knowledge of the subject, time and distance and potential attack signs displayed by the subject. The model includes all Use of Force options available to the officer including: Officer Presence, Communication (which includes de-escalation), Physical Control, Intermediate Weapons and Lethal Force.

**National Use of Force Framework  
Le cadre national de l'emploi de la force**



The officer continuously assesses the situation and acts in a reasonable manner to ensure officer and public safety.

L'agent doit continuellement évaluer la situation et agir de manière raisonnable afin d'assurer sa propre sécurité et celle du public.

The Use of Force Review Board is comprised of seven members of the Regina Police Service and one Regina Police Association observer. It is mandated to review all reported incidents where members of the Regina Police Service used force. The Committee is chaired by an Inspector and includes members from multiple ranks and various divisions in the organization. The Use of Force Board members have a level of expertise in a variety of these force option fields. The Board meets regularly and at the conclusion of each session, the committee classifies each use of force into one of the following categories:

- Level I:** Use of Force appropriate and compliant with policy
- Level II:** Use of Force appropriate but less than fully compliant with policy (coaching / training provided)
- Level III:** Use of Force inappropriate but no criminal charges laid (remedial / disciplinary action undertaken)
- Level IV:** Use of Force inappropriate and criminal charges laid

For each event containing use of force, an investigative package is prepared by the involved member's supervisor and forwarded to the Use of Force Review Board to provide oversight. This package may include occurrence reports, memorandums from all involved members, internal forms, printouts and video. The Board reviews each package to determine which category each use of force falls into.

The Use of Force Board examines each Use of Force package as one event but breaks down each specific use of force option within that event. For example, an event may include strikes, a deployment of a conducted energy weapon (CEW) and a point firearm. Therefore, one (1) event but three (3) uses of force.

<b><u>5 year Comparison on Use of Force Options</u></b>	<b>2020</b>	<b>2021</b>	<b>2022</b>	<b>2023</b>	<b>2024</b>
Firearm: Discharged	0	0	0	4	<b>0</b>
Firearm: Pointed	27	21	17	18	<b>17</b>
Firearm: Used to Destroy and Animal	1	2	0	0	<b>1</b>
Firearm: Accidental Discharge	0	1	1	0	<b>2</b>
Conducted Energy Weapon (CEW): Deployed	26	14	20	11	<b>16</b>
Conducted Energy Weapon (CEW): Pointed	n/a	8	9	14	<b>10</b>
Conducted Energy Weapon - Arc Displayed	n/a	10	3	7	<b>5</b>
OC Spray	10	15	5	3	<b>6</b>
Asp baton	0	1	0	0	<b>0</b>
Neck Restraint	1	0	0	0	<b>1</b>
Pressure Point Stun Causing Injury	1	1	0	0	<b>0</b>
Physical Strike Causing Injury or complaint of injury	41	30	30	39	<b>39</b>

Physical Strike not causing injury	17	23	14	23	<b>31</b>
Joint lock (causing injury)	2	7	2	4	<b>5</b>
Soft physical control (takedown w/ injury)	33	28	29	31	<b>37</b>
Restraint chair	21	8	8	9	<b>23</b>
Canine Deployment with no injury	0	0	0	0	<b>0</b>
Canine Deployment with injury	29	25	55	44	<b>34</b>
Less lethal impact munition (contact with person)	0	0	1	3	<b>2</b>
Less lethal impact munition (attention getting technique)	n/a	5	2	0	<b>0</b>
Vehicle immobilization tactics (incl. Tire Deflation)	61	63	***	***	<b>***</b>
***Tire Deflation Devices are now reported by the Pursuit Review Board along with Vehicle Immobilization Tactics and therefore do not appear in this table or report.					
Tactical Team Deployment	28	10	25	20	<b>19</b>
Public Order Unit Deployment	n/a	0	1	0	<b>0</b>
Chemical Weapon Deployment	n/a	2	5	10	<b>5</b>
Diversionsary Devices	n/a	11	3	5	<b>0</b>
Other **In 2024 – complaint of injury and 1 vehicle used to block a suspect fleeing on a bicycle**	7	0	n/a	4	<b>11</b>
<b>Total Use of Force Per Year</b>	244 (305)***	222 (285)***	230	249	<b>264</b>

In 2024, there were 171 Use of Force events and 23 Restraint Chair usages reported which resulted in 264 separate uses of force. This compares to 2023 where there were 160 Use of Force events and 9 Restraint Chair usages reported, which resulted in 249 separate uses of force.

The use of the Restraint Chair is also classified and recorded as a use of force. The restraint chair is housed in our Detention area and was used 23 times in 2024. In all 23 of these incidents the Restraint Chair was used to prevent self-harm while the person was in custody (and in some cases damage to property as well).

<b>Two year Comparison (TDD adjusted numbers)</b>		
	<b>2023</b>	<b>2024</b>
<b>Use of Force Events</b>	<b>160</b>	<b>171</b>
<b>Restraint Chairs</b>	<b>9</b>	<b>23</b>
<b>Separate Uses of Force</b>	<b>249</b>	<b>264</b>

5 Year Comparison of Use of Force Dispositions by Level					
Disposition	2020	2021	2022*	2023	2024
Level 1	214	193 (256)**	190	232	242
Level 2	22	29	36	14	18
Level 3	0	0	3	3	4
Level 4	0	0	1	0	0

\* Vehicle Immobilizations and Tire Deflation Devices (TDD) not included in 2022 Stats (and going forward) as they are now reviewed and submitted by the Pursuit Review Board.

\*\* 2021 number in brackets (193) shows the Level 1 Use of Forces with TDD removed. This will allow direct comparison with the 2022 through 2024 numbers which contain no TDD.

Disposition Categories	
1	Use of Force appropriate and fully compliant with policy
2	Use of force appropriate but less than fully compliant with policy – coaching/training
3	Use of force inappropriate but no criminal charges laid – remedial/disciplinary action undertaken
4	Use of Force inappropriate and criminal charges laid

## RECOMMENDATION IMPLICATIONS

### Financial Implications

None with respect to this report.

### Environmental Implications

None with respect to this report.

### Strategic Implications

None with respect to this report.

### Other Implications

None with respect to this report

Communications

None with respect to this report

Respectfully submitted,

A handwritten signature in blue ink, appearing to read "L. Davies". The signature is fluid and cursive, with a large initial "L" and a stylized "Davies".

Lorilee Davies  
Interim Chief of Police

May 27, 2025

To: Members  
Board of Police Commissioners

Re: Variance Report as at April 30, 2025

---

### RECOMMENDATION

That this report be received and filed.

### CONCLUSION

The Regina Police Service is managing its financial affairs to ensure a balanced budget.

### BACKGROUND

The Regina Police Service is reporting its budget variance to April 30, 2025. Supporting documentation related to revenue, expenditures and a capital summary are included.

### DISCUSSION

On a global basis, 33% of the reported year is now complete. The Regina Police Service operating expenditures have consumed 32% of the operating budget. Revenue is higher than budget due to an increase in provincial funding. At this time, the Service is projecting a small operating budget surplus.

A summary report of capital spending in 2025 is also attached. Capital expenditures included purchases for equipment, patrol radios, facilities, regular fleet replacement, and information technology software and hardware replacement. At this time, the Service is projecting a balanced capital budget.

The Service uses a process of financial management that includes monthly expenditure monitoring and forecasting in an effort to bring forward a balanced budget at year-end. The Board will continue to be made aware of the Service's efforts in managing financial pressures that have emerged through the variance reporting process.

### RECOMMENDATION IMPLICATIONS

#### Financial Implications

None with respect to this report.

#### Environmental Implications

None with respect to this report.

Strategic Implications

None with respect to this report.

Other Implications

None with respect to this report.

COMMUNICATIONS

None with respect to this report.

Respectfully submitted,

A handwritten signature in blue ink, appearing to read "L. Davies". The signature is fluid and cursive, with the first letter "L" being particularly large and stylized.

Lorilee Davies,  
Interim Chief of Police



**Regina Police Service**  
**Bi-Annual Public Variance Report**  
**Operating Budget**  
**At April 30, 2025**

	<b>2025 Approved Budget</b>	<b>2025 Year To Date Actuals</b>	<b>2025 Year End Forecast</b>	<b>2025 Variance Forecast</b>	<b>EXPLANATION OF VARIANCE</b>
<b><u>EXPENSES</u></b>					
Salaries, Training & Employee Related Costs	105,669,300	32,933,078	105,669,300	-	
Maintenance & Facilities Services	6,831,200	2,409,691	6,831,200	-	
Operational & Administrative Services	4,719,900	1,955,115	4,719,900	-	
Professional & External Services	3,402,000	1,497,289	3,402,000	-	
Internal Expenditures	1,238,800	506,759	1,238,800	-	
Community Policing Initiative	600,000	24,692	600,000	-	
Cost Recovered Overtime	-	228,839	228,800	228,800	Cost recovered; offset in revenue
<b>TOTAL EXPENSES</b>	<b>\$ 122,461,200</b>	<b>\$ 39,555,462</b>	<b>\$ 122,690,000</b>	<b>\$ 228,800</b>	
<b><u>REVENUES</u></b>					
Provincial Revenue - Cost Recovered Expenses	9,928,000	3,412,494	10,158,000	(230,000)	Increase in provincial funding
Federal Revenue - Cost Recovered Expenses	415,900	58,002	415,900	-	
Other Revenue - Cost Recovered Expenses	2,387,100	260,599	2,615,900	(228,800)	Cost recovered expenses
Criminal Record Checks / LAFOIP	813,000	273,805	813,000	-	
<b>TOTAL REVENUES</b>	<b>\$ 13,544,000</b>	<b>\$ 4,004,900</b>	<b>\$ 14,002,800</b>	<b>\$(458,800)</b>	
<b>TOTAL (SURPLUS) / DEFICIT</b>	<b>\$ 108,917,200</b>	<b>\$ 35,550,562</b>	<b>\$ 108,687,200</b>	<b>\$(230,000)</b>	<b>TOTAL SURPLUS</b>

### **EXPENSES**

**Salaries, Training & Employee Related Costs** includes salaries, benefits, membership dues, travel, education and training.

**Maintenance & Facilities Services** includes leases, armoury supplies, furniture, building repairs and equipment maintenance.

**Operational & Administrative Services** includes software and hardware maintenance, uniforms and equipment to outfit an officer, telephone charges, investigative expenses and office supplies.

**Professional & External Services** includes medical, legal, consulting and contracted services such as medical professionals working in Detention.

**Internal Expenditures** includes purchases from the City of Regina such as fuel and water

**Community Policing Initiative** includes overtime for special duty community events covered by the Regina Police Service.

**Cost Recovered Overtime** includes overtime for special duty projects and investigative work for other agencies. The expense is offset by the cost recovered revenue.

### **REVENUES**

**Provincial / Federal Cost Recovered Expenses** includes funding for specific positions such as officers in the Internet Child Exploitation unit, civilians in the Victim Services Unit or equipment for SGI traffic initiatives.

**Other Cost Recovered Expenses** includes overtime for special duty projects and radio shop work orders.

**Criminal Record Checks / LAFOIP** includes fees received for conducting a criminal record check or freedom of information requests.

**Regina Police Service**  
**Bi-Annual Public Variance Report**  
**Capital Budget**  
**As at April 30, 2025**

<b>2025 Capital Program</b>	<b>2025 Approved Budget</b>	<b>2025 Year to Date Actuals</b>	<b>2025 Year End Forecast</b>	<b>2025 Variance Forecast</b>
<b><u>Asset Management</u></b>				
Patrol Equipment	200,000	33,725	200,000	-
Investigative Equipment	60,000	-	60,000	-
<b><u>Communications</u></b>				
Patrol Radios (Portable & Mobile)	50,000	4,645	50,000	-
<b><u>Emergency Services Equipment</u></b>				
Emergency Services Equipment	116,000	8,808	116,000	-
<b><u>Facilities Development</u></b>				
Furniture, Fixtures & Equipment	3,200,000	261,508	3,200,000	-
Headquarters Design Work	650,000	-	650,000	-
Video Recording / Building Security	275,000	50,050	275,000	-
<b><u>Fleet</u></b>				
Aerial Support Unit Equipment	265,000	-	265,000	-
Combined Traffic Services Sask Vehicles & Equipment	128,000	104,136	128,000	-
Regular Police Fleet Replacement	950,000	60,905	950,000	-
<b><u>Information Technology</u></b>				
Business Applications	802,000	1,922	802,000	-
In Car Video Systems	100,000	-	100,000	-
Microsoft Enterprise Agreement	600,000	-	600,000	-
Supporting Infrastructure	1,865,000	97,062	1,865,000	-
<b>TOTAL</b>	<b>\$ 9,261,000</b>	<b>\$ 622,761</b>	<b>\$ 9,261,000</b>	<b>\$ -</b>

May 27, 2025

To: Members,  
Board of Police Commissioners

Re: Monthly Crime Statistics – April 2025

---

### RECOMMENDATION

Receive and file.

### CONCLUSION

The crime statistics for the month of April 2025, reflect a year-to-date decrease in Crimes Against the Person of (-12.6%) compared to April 2024, as well Crimes Against Property shows a year-to-date decrease of (-13.7%) compared to April 2024. Crimes Against the Person and Crimes Against Property show a combined year-to-date decrease of (-13.4%).

### BACKGROUND

Each month, reports providing statistics for the City of Regina are presented to the Board for their review and information. This report will provide statistics for the month of April 2025. The Communications Centre statistics are included showing the total calls for service.

### DISCUSSION

Total Crimes Against Property reflects a decrease of (-434) reported incidents over 2024. Theft Under \$5000 has seen an increase of (80) reported incidents over 2024. There are [-209] fewer reported incidents of Mischief / Wilful Damage for a [-35.4%] decrease.

Thefts of Auto rates have decreased by (-25) reported incidents, for an overall decrease of (-15.9%) in our year-to-date stats. The Regina Police Service, in conjunction with its partners in the Stolen Auto Strategy, continues to pay constant attention to this issue.

Overall, in April 2025, the Regina Police Service received (-575) fewer reported incidents of Crimes Against the Person and Crimes Against Property combined over 2024 for a decrease of (-13.4%).

There were a total of 5,019 dispatched Calls for Service in April, for a year-to-date decrease of (-3.4%) compared to 2024, and Alarm Calls for Service show a year to date increase of (8.2%).

A dashboard has been created to provide monthly quantitative information on current crime trends and community safety concerns.

## RECOMMENDATION IMPLICATIONS

### Financial Implications

None with respect to this report.

### Environmental Implications

None with respect to this report.

### Strategic Implications

None with respect to this report.

### Other Implications

None with respect to this report.

## COMMUNICATIONS

None with respect to this report.

Respectfully submitted,

A handwritten signature in blue ink, appearing to read "L. Davies". The signature is stylized with a large initial "L" and a cursive "Davies".

Lorilee Davies,  
Interim Chief of Police



# REGINA POLICE SERVICE

## Monthly Statistical Extract

April 2025

OFFENCE	2025 Apr	2024 Apr	2025 YTD	2024 YTD	YTD % Change
<b>Total Crimes Against the Person</b>	<b>288</b>	<b>297</b>	<b>975</b>	<b>1116</b>	<b>-12.6</b>
Homicide	2	0	3	0	100.0
Attempt Murder	0	2	8	8	0.0
Sexual Assaults	20	19	86	78	10.3
Sexual Crime - Other	3	9	27	39	-30.8
Assaults - Level I	123	107	330	424	-22.2
- Level II	73	85	285	306	-6.9
- Level III	2	10	8	23	-65.2
- Other Assaults	10	9	32	44	-27.3
Robbery	13	14	65	72	-9.7
Kidnapping / Forcible Confinement	2	1	6	7	-14.3
Criminal Harassment / Stalking	0	1	6	7	-14.3
Other Crimes Against Person	40	40	119	108	10.2
<b>Other Crimes Against Person and Prostitution Related Offences</b>					
Commodification of Sexual Activity (1711,1712,1721,1722,1731,1732,1740)	0	17	14	17	-17.6
Providing or Obtaining Sexual Services for Consideration (3140,3141)	0	0	0	0	0.0
<b>Total Crimes Against Property</b>	<b>813</b>	<b>979</b>	<b>2734</b>	<b>3168</b>	<b>-13.7</b>
Total Arson	65	86	185	164	12.8
- Bin Fire	28	41	91	78	16.7
- Structure	12	20	38	44	-13.6
- Vehicle	4	1	5	2	100.0
- Other	21	24	51	40	27.5
Total Break and Enter	111	121	303	431	-29.7
- Residence	48	43	126	160	-21.3
- Business	13	12	51	43	18.6
- Other	50	66	126	228	-44.7
Theft of Motor Vehicle	34	40	132	157	-15.9
Attempt Theft of Motor Vehicle	4	4	10	36	-72.2
Total Theft and Attempt Theft of Motor Vehicle	38	44	142	193	-26.4
Theft Over \$5,000	7	3	20	19	5.3
Theft Under \$5,000	374	415	1445	1365	5.9
Mischief / Wilful Damage	138	193	381	590	-35.4
Other Crimes Against Property	80	117	258	406	-36.5
<b>Total Crimes (Person and Property)</b>	<b>1101</b>	<b>1276</b>	<b>3709</b>	<b>4284</b>	<b>-13.4</b>
<b>Controlled Drugs and Substances Act</b>	<b>10</b>	<b>13</b>	<b>43</b>	<b>54</b>	<b>-20.4</b>
<b>Wildlife Control (Capsaicin) Products Regulation Charges</b>	<b>2</b>	<b>0</b>	<b>5</b>	<b>0</b>	<b>N/A</b>
<b>Criminal Code/Provincial Traffic</b>					
Impaired / Exceed	23	29	100	105	-4.8
Dangerous Drive & Other	45	27	147	112	31.3
Traffic Tickets Issued	960	1156	4313	3953	9.1
Traffic & Non-Traffic Warning Tickets Issued	424	0	1893	0	N/A
ASE Tickets Issued	1709	1348	5636	4102	37.4
<b>Calls for Service (Comm Centre)</b>	<b>5019</b>	<b>5196</b>	<b>17781</b>	<b>18403</b>	<b>-3.4</b>
Alarm Calls for Service	199	180	710	656	8.2
Other Calls for Service (Reports taken-no dispatch)	2581	2914	10660	9856	8.2
Total Calls for Service	7799	8290	29151	28915	0.8
Note: Data is subject to change, and crime classifications and clearance statuses may evolve over time.					

OFFENCE
<b>Total Crimes Against the Person</b> = Includes violations not listed: Infanticide, Criminal Negligence cause death, Arson-Disregard for Human Life, Hostage Taking, Trafficking in persons, Abduction, Extortion, Indecent/Harassing communications
<b>Homicide</b> = 1st Degree Murder, 2nd Degree Murder, Manslaughter, Infanticide
<b>Attempt Murder</b> = Attempted murder
<b>Sexual Assaults</b> = Sexual Assault, Sexual Assault with Weapon, Aggravated Sexual Assault
<b>Sexual Crime -Other</b> = all other sexual offences including Sexual Interference, Luring a Child Via a Computer, Bestiality, Voyeurism
<b>Assaults</b> Level I = Common Assault
Level II = Assault with weapon or cause bodily harm
Level III = Aggravated Assault
<b>Other Assaults</b> = Unlawfully Cause Bodily Harm, Discharge Firearm with Intent, Pointing a Firearm, Assault Against Peace Officer, Criminal Negligence Cause Bodily Harm, Trap Likely to or Causing Bodily Harm.
<b>Robbery</b> = Robbery, Robbery of Firearms, Robbery-Theft of Auto W-Violence
<b>Kidnapping / Forcible Confinement</b> = Also includes Hostage Taking
<b>Criminal Harassment / Stalking</b>
<b>Other Crimes Against Person and Prostitution Related Offences</b>
<b>Commodification of Sexual Activity</b> = Obtaining Sexual Services , Material Benefit from Sexual Services, Procuring, Advertising
<b>Providing or Obtaining Sexual Services for Consideration</b> = Communicate to Provide Sexual Services , Stop vehicle/impede traffic
<b>Total Crimes Against Property</b> = Includes violations not listed below: Possession of Stolen Goods, Trafficking of Stolen Goods, Fraud, Identity Theft, Alter/destroy/remove VIN
<b>Arson</b> = Arson Property/Structure/Vehicle
<b>Total Break and Enter</b>
Residence = all residential places
Business = all commercial/ corporate places
Other = detached garage/shed, private property structure, and non-commercial places
<b>Theft of Motor Vehicle</b> = completed theft of motor vehicle. Also includes Theft of Auto-For Crim Org
Attempt Theft of Motor Vehicle = attempted theft of motor vehicle
<b>Theft Over \$5,000</b>
<b>Theft Under \$5,000</b>
<b>Mischief / Wilful Damage</b>
<b>Total Crimes (Person and Property)</b> =combining totals
<b>Controlled Drugs and Substances Act</b> = all Criminal Code Drug violations
<b>Criminal Code Traffic</b>
<b>Impaired / Exceed</b>
<b>Dangerous Drive &amp; Other</b> = Refusal, Dangerous operation, Failure to stop, Drive while prohibited
<b>Traffic Tickets Issued</b> = Includes all E-tickets and hand written tickets issued for traffic violations
<b>ASE Tickets Issued</b> = Automated Speed Enforcement Tickets
<b>Calls for Service (Comm Centre)</b> =total number of CAD events generated for police response with type code 900 to 963
Alarm Calls for Service = All CAD events created for police response to alarms as defined by the Regina False Alarm Bylaw
Other Calls for Service (Reports taken-no dispatch)
<b>Total Calls for Service</b>
** Calls For Service are the total number of CAD events generated for police response. CFS totals include CAD events with type code 900 to 963 whether they are dispatched or not
** Alarms are all CAD events created for police response to alarms defined by the Regina False Alarm Bylaw. Alarm totals are included in Total Calls for Service
<b>Note 1:</b> Total Crime Against the Person includes categories not listed and counts all the victims of violent violations rather than occurrences
<b>Note 2:</b> Total Crime Against Property includes categories not listed and counts all occurrences of property crime
<b>Note 3:</b> Crime against person is reported by reported date. Crime against property is reported by occurrence date.



# REGINA POLICE SERVICE

Monthly Statistical Extract - Traffic  
April 2025

TRAFFIC OFFENCES	2025 Apr	2024 Apr	2025 YTD	2024 YTD	YTD % Change
<b>Total Tickets Issued</b>	<b>1396</b>	<b>1161</b>	<b>6270</b>	<b>3986</b>	<b>57.3</b>
Traffic Offence Tickets	960	1156	4313	3953	9.1
Non-Traffic Offence Tickets	12	5	64	33	93.9
Traffic & Non-Traffic Warning Tickets	424	0	1893	0	N/A
<b>Total Automated Speed Enforcement Tickets</b>	<b>1709</b>	<b>1348</b>	<b>5636</b>	<b>4102</b>	<b>37.4</b>
School Zone Issued	797	896	3934	2754	42.8
High Speed Zone Issued	912	452	1702	1348	26.3
<b>Cell Phone Charges (TSA 241.1(2))</b>	<b>64</b>	<b>38</b>	<b>354</b>	<b>150</b>	<b>100.0</b>
Cell Phone Charges -Warnings	9	0	47	0	N/A
<b>Total Inspection Tickets</b>	<b>49</b>	<b>156</b>	<b>573</b>	<b>531</b>	<b>7.9</b>
<b>Report Impaired Drivers Program (RID)</b>					
Total RID Phone Calls Received	16	25	40	87	-54.0
RID interception occurrence	0	1	1	5	-80.0
RID Other immediate Contact**	1	1	2	8	-75.0
RID Letters	0	1	2	5	-60.0
RID dispatches(with/without intercept)	7	14	19	55	-65.5
Percentage of calls with Interventions	6.3%	12.0%	12.5%	20.7%	
<b>RID Interception Outcomes</b>					
RID Impaired Occurrences	0	0	1	4	-75.0
RID Other Occurrences	1	2	4	13	-69.2
RID Impaired Charges	0	0	2	8	-75.0
RID Other Charges	0	0	0	0	0.0
RID Road Side Suspensions	0	0	0	0	0.0
Total Charges and Suspensions	0	0	2	8	-75.0
*Non-traffic tickets incl. tickets under the Alcohol and Gaming Regulations Act and Municipal Bylaw excluding Municipal Bylaw speeding					
**Other contact means the officer has spoken to the driver or owner and the call is unfounded or no related occurrence					
***Occurrences are generally an event occurring at the same place and time. Multiple charges can result from a single occurrence					



# REGINA POLICE SERVICE

Monthly Statistical Report - Robbery  
April 2025

ROBBERY OFFENCES	2025 Apr	2024 Apr	2025 YTD	2024 YTD	YTD % Change
Robbery	4	4	19	30	-36.7
Robbery - Purse-snatching	0	0	1	3	-66.7
Robbery - Commercial	2	1	11	8	37.5
Robbery - Financial Institution	0	0	0	0	0.0
Robbery - Delivery Person	0	0	0	1	-100.0
Robbery - Taxi/Ride Service	1	0	1	0	100.0
Robbery - Street	6	9	33	30	10.0
TOTAL VIOLATIONS	13	14	65	72	-9.7





# EGINA POLICE SERVICE

## Communications Centre Statistics 2025 Annual Report

MONTH	ADMIN CALLS OFFERED	CALLS FOR SERVICE	911 CALLS OFFERED	ALARMS
January	9216	4175	8148	161
February	8232	3876	7536	180
March	9563	4711	8944	170
April	9887	5019	8592	199
May				
June				
July				
August				
September				
October				
November				
December				
Total	36898	17781	33220	710
Average	9225	4445	8305	178

\*\*\*CFS exclude Traffic Stops, Traffic Pursuits, Subject Stops, Subject Pursuits, Private Seizures & Test Calls

\*\*\* CFS are based on midnight to midnight

**As of June 1, 2010, the CFS stats DO NOT include 10-10 calls.**

**These statistics have been verified and should be used for all public release information.**

\*\*The 911 calls answered and offered have been changed to exclude 911 test calls\*\*

**June 21, 2016 Viper 911 cut over - Admin stats for calls answered and % abandoned NOT AVAILABLE - Columns deleted**

**November 2016 - Viper** phone system implementation - 911 calls answered and % abandoned stats NOT AVAILABLE

\* Check the I:Drive to ensure that the stats have been pulled for Alarms - once that is complete email Jackie Ziegler

# Community Crime Report Regina Police Service

Date Run: 2025/05/15 03:31:46 From: 2025/04/01 To: 2025/04/30

Crime Classes	Al Ritchie	Albert Park	Argyle Park	Boothill	Cathedral	Centre Square	Core Group	Coronation Park	Dewdney East	Dieppe	Eastview	Gardiner Park	Gladner Park	Hillsdale	Lakeview	Market Square	McNab	Mount Royal	Normanview	Normanview West	North Central	North East	Prairie View	Regent Park	Rosemont	Ross Industrial	Rural	Sherwood Estates	Twin Lakes	University Park	Unverified Address	Uplands	Walsh Acres	Warehouse District	Wascana Park	Whitmore Park	Total
Arson	3	0	0	0	7	2	11	0	0	0	1	1	0	0	2	4	0	0	0	0	27	2	0	0	1	0	0	0	2	0	0	0	0	2	0	0	65
Assault	7	11	2	0	5	2	22	5	4	1	1	4	10	1	1	9	3	0	2	0	60	8	3	2	6	1	0	2	3	1	8	2	0	2	1	1	190
B&E (Business)	1	0	0	0	0	0	4	0	0	0	0	0	0	0	0	3	0	0	0	0	0	0	0	0	0	0	0	3	0	0	0	0	1	0	1	13	
B&E (Garage)	8	0	0	0	3	0	5	0	0	0	0	1	1	2	1	0	0	0	0	0	0	0	0	6	3	0	0	0	0	1	0	0	0	0	0	0	31
B&E (Other)	1	0	0	0	2	3	4	0	0	0	4	0	0	0	0	0	0	0	0	0	0	1	0	0	0	2	0	0	0	0	0	0	0	2	0	0	19
B&E (Residence)	7	0	0	1	4	0	5	1	0	1	0	3	0	2	0	1	1	1	1	0	10	6	0	2	1	0	0	0	0	1	2	0	0	0	0	0	50
Controlled Drugs (A)	0	0	0	0	2	1	1	0	0	0	0	0	0	0	0	1	0	0	0	0	2	0	0	0	0	0	0	0	0	0	0	0	1	1	0	0	9
Crimes Against Property(2150-2166)	2	6	1	1	4	1	4	0	4	1	2	8	0	3	1	2	0	0	2	0	5	6	0	1	1	2	0	1	0	2	10	2	2	3	2	1	80
Dangerous Operation	0	0	0	0	3	0	1	3	1	0	0	1	0	0	0	0	0	0	0	0	5	2	0	1	0	0	0	0	0	1	1	0	1	0	0	0	20
Deprivation of Freedom	1	0	1	0	0	0	0	0	0	0	1	0	0	0	0	0	0	0	0	0	1	0	0	0	0	0	0	0	0	0	0	0	0	0	0	0	4
Impaired Operation	0	2	0	0	1	0	5	2	2	0	1	0	0	0	2	1	0	0	1	0	2	2	0	1	0	0	1	0	0	0	1	0	1	0	1	0	26
Mischief	5	7	0	1	11	5	10	10	14	0	3	5	1	3	4	6	1	1	1	0	30	3	1	3	2	4	0	3	2	2	3	0	5	5	3	1	155
Offensive Weapons	5	0	0	0	2	0	8	1	0	0	0	0	1	0	0	0	0	0	1	0	16	1	0	1	1	2	0	0	2	0	0	0	0	1	1	0	43
Other Criminal Code Traffic	1	2	0	0	0	0	3	0	1	0	1	2	0	0	1	1	0	0	1	0	3	1	0	1	0	1	1	0	1	0	1	0	1	2	0	0	25
Other Federal Statute Violations	0	0	0	0	0	0	1	1	0	0	0	0	0	0	0	3	0	0	0	0	0	0	0	1	0	0	0	0	0	0	0	0	0	0	0	0	6
Other Theft Over	1	0	0	0	0	0	0	0	0	1	0	0	0	0	0	1	0	0	0	0	1	0	0	0	0	1	0	0	0	0	2	0	0	0	0	0	7
Other Theft Under	6	15	0	0	5	1	21	4	8	1	2	15	1	2	4	8	5	0	2	1	14	2	1	0	3	0	0	1	2	1	2	0	3	2	1	0	133
OtherCriminalCo de (A)	13	2	2	1	7	2	50	4	7	1	3	11	5	1	2	69	1	2	4	2	42	9	7	1	4	1	0	3	5	0	3	2	0	2	0	0	268
OtherCriminalCo de (B)	1	0	0	0	1	0	3	0	0	0	0	1	0	0	0	2	0	1	0	0	3	1	0	0	0	0	0	0	0	0	0	0	0	0	0	0	13
Provincial Statutes	2	4	0	0	5	1	27	1	8	1	0	1	0	3	1	23	2	0	1	3	17	3	1	0	1	0	0	0	0	0	2	0	1	2	0	0	110
Sexual Assault	1	1	1	0	2	1	0	0	0	0	0	1	0	3	1	1	1	0	0	1	3	2	0	0	0	0	0	0	0	0	5	0	0	2	0	0	26

The crime classes are taken from the UCR so the results are contingent on the UCR reports have been completed for the time period specified.

Show Non Reportable Incidents: No Show Unfounded Incidents: No Show Unverified Incidents: No

# Community Crime Report Regina Police Service

Date Run: 2025/05/15 03:31:46 From: 2025/04/01 To: 2025/04/30

Crime Classes	Al Ritchie	Albert Park	Argyle Park	Boothill	Cathedral	Centre Square	Core Group	Coronation Park	Dewdney East	Dieppe	Eastview	Gardiner Park	Gladner Park	Hillisdale	Lakeview	Market Square	McNab	Mount Royal	Normanview	Normanview West	North Central	North East	Prairie View	Regent Park	Rosemont	Ross Industrial	Rural	Sherwood Estates	Twin Lakes	University Park	Unverified Address	Uplands	Walsh Acres	Warehouse District	Wascana Park	Whitmore Park	Total	
	Shoplift Under	2	64	18	0	2	2	0	0	1	0	0	18	2	0	0	8	0	0	0	3	10	19	0	0	0	0	0	2	0	22	0	12	1	0	0	186	
	Special Inq(8510-8556)	2	1	0	1	2	0	6	2	5	1	0	0	2	0	0	0	1	0	1	6	1	0	1	2	0	0	2	0	0	2	0	0	0	0	38		
	Special Inq(8560-8640)	4	5	3	0	4	2	21	1	7	4	2	5	2	2	1	3	1	0	1	2	15	3	2	5	2	0	0	1	3	0	7	0	3	3	2	0	116
	Special Inq(8660-8814)	0	1	2	0	4	0	2	1	1	0	2	3	0	0	1	2	0	0	1	0	7	1	0	1	2	1	0	0	1	1	1	0	1	0	3	0	39
	Theft From Auto Under	10	0	1	0	3	4	5	2	1	0	0	2	1	1	1	4	0	0	0	0	6	9	0	0	1	2	0	0	1	1	5	0	2	6	1	0	69
	Theft of Motor Vehicle VA, VT	3	1	0	0	3	0	0	3	1	0	2	1	0	0	2	1	0	0	0	0	10	5	0	0	1	0	0	0	1	0	0	0	1	2	0	0	37
	Theft of Other Vehicle VM, VO	0	0	0	0	0	0	0	0	0	0	0	0	0	0	0	0	0	0	0	0	0	0	0	0	1	0	0	0	0	0	0	0	0	0	0	1	
	Violation Causing Death	2	0	0	0	0	0	0	0	0	0	0	0	0	0	0	0	0	0	0	0	0	0	0	0	0	0	0	0	0	0	0	0	0	0	0	2	
	Violence/Threat	6	5	0	0	1	0	8	1	3	0	3	3	1	2	1	1	0	0	0	0	6	6	2	0	0	0	0	0	2	0	3	0	0	0	0	0	54
Total	94	127	31	5	83	27	227	42	68	12	28	86	27	25	26	154	15	6	18	13	301	93	17	27	31	18	2	13	30	10	81	6	34	39	15	4	1835	

The crime classes are taken from the UCR so the results are contingent on the UCR reports have been completed for the time period specified.

Community Crime Report

Regina Police Service

Crime Classes

Included Offences

Arson	Arson Property/Structure
Assault	Common Assault, Assault with weapon or cause bodily harm, Aggravated Assault, Unlawfull Cause Bodily Harm, Discharge Firearm with Intent, Pointing a Firearm, Assault Against Peace Officer , Criminal Negligence Cause Bodily Harm, Trap Likely to or Causing Bodily Harm
Attempt Murder	Attempted Murder
B&E (Business)	Break and Enter to all Commercial/Corporate Places
B&E (Garage)	Break and enter to garage
B&E (Other)	Break and enter to sheds, other private property structures, and non-commercial corporate places
B&E (Residence)	Break and enter to all residential property including apartments, private care homes, dorms, and mobile homes
B&E Motor Vehicle Firearms	When a firearm is among the property stolen from a motor vehicle it is considered a break and enter to the motor vehicle by Statistics Canada
Controlled Drugs (A)	Trafficking, possession, import/export and distribution of all controlled drugs including heroin, cocaine, crystal Meth, ecstasy, opioids, Canadian Cannabis Act
Crimes Against Property(2150-2166)	Includes violations not listed: Possession of Stolen Goods, Trafficking of Stolen Goods, Fraud, Identity Theft, Alter/destroy/remove VIN
Dangerous Operation	Dangerous Operation (motor vehicle)
Deprivation of Freedom	Kidnapping, Forcible Confinement, Hostage Taking, Trafficking in Persons, Abduction
Impaired Operation	Impaired Operation (Alcohol and Drug)
Mischief	Mischief
Municipal ByLaws	All Municipal Bylaws including Noise Bylaw, Barking Dog Bylaw, Dog/cat Bylaw, Firearms Bylaw, Licensing Bylaw
Offensive Weapons	Weapon Possession Contrary to order, Possess/Carry Concealed Weapon, Importing/Exporting Weapons, Unsafe Storage of Firearms
Other Crminal Code Traffic	Includes violations not listed: Failure to stop or remain, Drive while prohibited(Criminal Code), Street Racing - Dangerous Op. Causing Death
Other Federal Statute Violations	Includes: Youth Criminal Justice Act, Human Smuggling, Firearms Act, Canada Public Health Act
Other Theft Over	Theft over \$5000
Other Theft Under	Theft under \$5000
OtherCriminalCode (A)	Includes: Bail Violations, Counterfeiting Currency, Escape Custody, Indecent Exposure or Acts, Child Pornography, Obstruct Peace Officer/Resist Arrest, Breach Probation
OtherCriminalCode (B)	Includes: Public Mischief, Bomb Threat, Obstructing Justice, Participate in Activities of Criminal Organization, Offences Against the Public Order, Facilitate Terrorist Activity
Provincial Statutes	Alcohol and Gaming Regulations, Mental Health Services Act, Public Health Act, Cannabis Control (Sask) Act
Sexual Assault	All sexual offences including Sexual Assaults, Sexual Interference, Luring a Child Via a Computer, Bestiality, Voyeurism
Shoplift Under	Shoplifting Under \$5000
Special Inq(8510-8640)	Non-criminal occurrences that require police investigation or gathering of information including Missing Persons, Assist Other Agencies, Animal Complaints, Accidental Death, Sudden Death, Suicide
Special Inq(8660-8814)	Non-criminal occurrences that require police investigation or gathering of information including Suspicious Persons or Vehicles, Public Disclosure, Motor Vehicle Accidents
Theft From Auto Over	Theft From Auto Over \$5000
Theft From Auto Under	Theft From Auto Under \$5000
Theft of Motor Vehicle VA, VT	Theft of Motor Vehicle
Theft of Other Vehicle VM, VO	Theft of Other Vehicles includes theft of Snowmobiles, Motorcyles, All Terrain Vehicles, Other Motorized vehicles
Violation Causing Death	Murder, Manslaughter, Criminal Negligence Causing Death, Infaticide
Violence/Threat	Robbery, Intimidation of A Justice System, Criminal Harrassment(Stalking), Indecent/Harrassing Communication, Other Violent Violations
Total	

# Community Crime Report Regina Police Service

Date Run: 2025/05/15 03:35:05 From: 2025/01/01 To: 2025/04/30

Crime Classes	Al Ritchie	Albert Park	Argyle Park	Boothill	Cathedral	Centre Square	Core Group	Coronation Park	Dewdney East	Dieppe	Eastview	Gardiner Park	Gladner Park	Hillsdale	Lakeview	Market Square	McNab	Mount Royal	Normanview	Normanview West	North Central	North East	Prairie View	Regent Park	Rosemont	Ross Industrial	Rural	Sherwood Estates	Twin Lakes	University Park	Unverified Address	Uplands	Wash Acres	Warehouse District	Wascana Park	Whitmore Park	Total
Arson	9	1	3	1	10	9	42	2	3	0	1	1	1	1	3	13	0	0	0	0	68	3	1	0	5	0	0	0	3	1	2	0	0	4	0	1	188
Assault	19	27	4	1	16	5	64	22	28	2	2	22	17	8	5	38	9	0	5	3	159	20	9	7	19	3	0	10	10	4	29	14	6	17	2	1	607
Attempt Murder	0	1	0	0	0	1	0	0	0	0	0	0	0	0	0	0	0	0	0	0	3	0	0	0	0	0	0	0	0	0	0	0	0	0	0	0	5
B&E (Business)	2	2	0	0	0	0	7	0	2	0	2	1	0	2	0	12	0	0	0	1	1	1	0	0	0	4	0	0	3	0	0	0	1	7	0	1	49
B&E (Garage)	14	0	0	0	14	0	6	1	1	0	2	1	1	2	5	0	0	1	1	0	18	1	2	7	9	0	0	1	0	0	1	0	0	0	0	0	88
B&E (Other)	1	1	1	0	3	3	5	2	2	0	7	1	0	0	0	0	0	0	0	0	0	7	0	0	1	7	0	0	0	0	1	0	0	3	0	0	45
B&E (Residence)	9	6	2	1	8	1	11	5	7	3	2	9	0	5	1	3	2	1	3	1	35	7	1	3	6	0	0	1	0	1	4	1	0	0	0	0	139
Commodification of Sexual Activity	0	0	0	0	0	0	0	0	13	0	0	0	0	0	0	0	0	0	0	0	0	1	0	0	0	0	0	0	0	0	0	0	0	0	0	0	14
Controlled Drugs (A)	0	3	0	0	2	1	3	0	1	0	0	0	0	0	0	2	0	0	0	0	15	5	0	0	0	0	0	0	0	0	2	0	1	1	0	0	36
Crimes Against Property(2150-2166)	16	31	6	3	18	4	19	10	18	1	9	41	7	28	6	16	4	1	5	4	33	23	5	4	6	9	0	4	8	7	42	6	16	10	11	5	436
Dangerous Operation	2	3	0	0	4	0	2	5	3	0	2	2	0	0	1	1	0	2	0	0	19	4	0	2	3	2	0	0	0	1	1	1	4	2	0	0	66
Deprivation of Freedom	1	0	1	0	0	0	1	0	2	0	1	2	0	0	0	0	1	0	0	0	4	0	0	0	1	0	0	0	0	0	0	0	0	0	0	0	14
Impaired Operation	4	8	0	0	5	0	5	6	9	1	2	1	0	2	6	6	1	0	5	0	13	7	0	2	2	2	1	1	0	2	1	0	4	3	1	0	100
Mischief	12	20	6	2	24	8	31	17	37	1	8	18	4	12	7	22	3	2	3	1	85	15	5	6	15	5	0	8	6	4	12	1	8	10	4	3	425
Offensive Weapons	10	2	1	0	6	1	17	2	4	0	0	2	2	1	0	8	0	0	2	1	46	10	0	1	6	2	0	0	5	0	1	0	1	4	3	0	138
Other Crminal Code Traffic	4	2	0	1	3	3	5	3	10	0	2	10	1	0	2	6	0	0	1	2	10	5	0	2	1	2	1	1	0	4	1	5	4	1	0	93	
Other Federal Statute Violations	0	1	0	0	0	0	4	1	3	1	0	0	0	0	0	24	0	0	0	0	4	1	0	1	2	0	0	1	0	0	1	0	0	0	0	0	44
Other Theft Over	2	1	1	0	0	0	1	0	1	1	0	1	0	0	0	1	0	0	0	1	1	0	0	0	0	3	0	0	0	0	2	0	0	0	0	0	16
Other Theft Under	13	31	3	1	16	7	45	15	17	1	6	33	5	7	12	36	6	1	4	4	58	15	2	2	10	7	0	2	9	1	22	0	6	10	2	1	410
OtherCriminalCo de (A)	31	29	9	2	23	10	170	18	31	3	15	34	10	8	4	860	5	8	7	8	155	32	12	1	15	4	0	5	13	1	19	12	7	9	4	1	1575
OtherCriminalCo de (B)	3	1	0	0	1	0	26	1	3	0	0	3	0	0	0	4	0	1	0	0	6	1	0	0	2	1	0	0	0	1	1	0	0	1	0	0	56

1 / 2 Note: This report includes all violations, not just the Most Serious Violation.

The crime classes are taken from the UCR so the results are contingent on the UCR reports have been completed for the time period specified.

Show Non Reportable Incidents: No Show Unfounded Incidents: No Show Unverified Incidents: No

# Community Crime Report Regina Police Service

Date Run: 2025/05/15 03:35:05 From: 2025/01/01 To: 2025/04/30

Crime Classes	Al Ritchie	Albert Park	Argyle Park	Boothill	Cathedral	Centre Square	Core Group	Coronation Park	Dewdney East	Dieppe	Eastview	Gardiner Park	Gladner Park	Hillisdale	Lakeview	Market Square	McNab	Mount Royal	Normanview	Normanview West	North Central	North East	Prairie View	Regent Park	Rosemont	Ross Industrial	Rural	Sherwood Estates	Twin Lakes	University Park	Unverified Address	Uplands	Walsh Acres	Warehouse District	Wascana Park	Whitmore Park	Total
Provincial Statutes	27	31	9	2	29	23	140	22	45	9	10	28	9	14	9	126	10	1	5	11	142	29	8	4	23	1	0	7	4	2	25	5	10	12	6	2	840
Sexual Assault	2	4	1	0	3	3	6	2	7	0	2	7	1	5	1	2	4	1	1	3	18	4	1	1	2	0	0	1	1	0	28	0	0	3	0	1	115
Shoplift Over	0	1	0	0	0	0	0	0	0	0	0	0	0	0	0	1	0	0	0	0	0	0	0	0	0	0	0	0	0	0	0	0	0	0	0	0	2
Shoplift Under	3	384	67	0	9	6	0	7	10	0	0	84	4	0	0	47	0	0	1	6	30	21	0	0	2	3	0	0	3	0	106	0	55	9	0	0	857
Special Inq(8510-8556)	20	36	11	7	28	22	162	36	53	5	14	31	24	19	21	32	4	11	8	4	143	33	10	8	26	4	0	8	10	11	67	18	21	10	3	4	924
Special Inq(8560-8640)	93	69	45	32	72	25	342	66	109	23	27	83	52	63	32	73	34	19	14	9	426	89	32	39	54	10	0	40	43	28	197	26	29	21	11	13	2340
Special Inq(8660-8814)	12	23	5	3	16	4	16	14	20	2	11	17	1	9	15	28	9	1	8	2	55	22	1	6	10	7	1	2	5	7	15	1	13	6	4	3	374
Theft From Auto Over	0	0	0	0	0	0	1	0	0	0	0	0	0	0	0	0	0	0	0	0	1	0	0	0	0	0	0	0	0	0	0	0	0	0	0	0	2
Theft From Auto Under	16	6	4	0	16	11	23	9	5	0	3	6	1	5	3	20	1	1	1	0	33	29	2	0	7	7	0	2	1	3	20	4	6	13	1	0	259
Theft of Motor Vehicle VA, VT	11	2	1	0	7	8	12	6	10	1	4	5	1	1	2	3	0	1	3	0	40	11	1	1	2	1	0	1	1	0	3	1	1	4	0	0	145
Theft of Other Vehicle VM, VO	0	0	0	0	0	0	0	0	0	0	0	0	0	0	0	0	0	0	0	1	0	0	0	0	1	0	0	0	0	0	0	0	0	0	0	0	2
Violation Causing Death	2	0	0	0	0	0	0	0	0	0	0	0	0	0	0	0	0	0	0	0	0	0	0	0	0	0	0	0	0	0	0	0	0	0	0	0	2
Violence/Threat	7	18	5	0	7	0	22	3	11	0	6	5	4	3	3	8	0	1	1	0	31	12	3	2	5	0	0	3	3	1	13	2	3	3	0	1	186
Total	345	744	185	56	340	155	1188	275	465	54	138	448	145	195	138	1392	93	53	78	61	1652	409	95	99	234	85	3	98	129	75	619	93	197	166	53	37	10592

The crime classes are taken from the UCR so the results are contingent on the UCR reports have been completed for the time period specified.

Show Non Reportable Incidents: No Show Unfounded Incidents: No Show Unverified Incidents: No

Community Crime Report

Regina Police Service

Crime Classes

Included Offences

Arson	Arson Property/Structure
Assault	Common Assault, Assault with weapon or cause bodily harm, Aggravated Assault, Unlawfull Cause Bodily Harm, Discharge Firearm with Intent, Pointing a Firearm, Assault Against Peace Officer , Criminal Negligence Cause Bodily Harm, Trap Likely to or Causing Bodily Harm
Attempt Murder	Attempted Murder
B&E (Business)	Break and Enter to all Commercial/Corporate Places
B&E (Garage)	Break and enter to garage
B&E (Other)	Break and enter to sheds, other private property structures, and non-commercial corporate places
B&E (Residence)	Break and enter to all residential property including apartments, private care homes, dorms, and mobile homes
B&E Motor Vehicle Firearms	When a firearm is among the property stolen from a motor vehicle it is considered a break and enter to the motor vehicle by Statistics Canada
Controlled Drugs (A)	Trafficking, possession, import/export and distribution of all controlled drugs including heroin, cocaine, crystal Meth, ecstasy, opioids, Canadian Cannabis Act
Crimes Against Property(2150-2166)	Includes violations not listed: Possession of Stolen Goods, Trafficking of Stolen Goods, Fraud, Identity Theft, Alter/destroy/remove VIN
Dangerous Operation	Dangerous Operation (motor vehicle)
Deprivation of Freedom	Kidnapping, Forcible Confinement, Hostage Taking, Trafficking in Persons, Abduction
Impaired Operation	Impaired Operation (Alcohol and Drug)
Mischief	Mischief
Municipal ByLaws	All Municipal Bylaws including Noise Bylaw, Barking Dog Bylaw, Dog/cat Bylaw, Firearms Bylaw, Licensing Bylaw
Offensive Weapons	Weapon Possession Contrary to order, Possess/Carry Concealed Weapon, Importing/Exporting Weapons, Unsafe Storage of Firearms
Other Crminal Code Traffic	Includes violations not listed: Failure to stop or remain, Drive while prohibited(Criminal Code), Street Racing - Dangerous Op. Causing Death
Other Federal Statute Violations	Includes: Youth Criminal Justice Act, Human Smuggling, Firearms Act, Canada Public Health Act
Other Theft Over	Theft over \$5000
Other Theft Under	Theft under \$5000
OtherCriminalCode (A)	Includes: Bail Violations, Counterfeiting Currency, Escape Custody, Indecent Exposure or Acts, Child Pornography, Obstruct Peace Officer/Resist Arrest, Breach Probation
OtherCriminalCode (B)	Includes: Public Mischief, Bomb Threat, Obstructing Justice, Participate in Activities of Criminal Organization, Offences Against the Public Order, Facilitate Terrorist Activity
Provincial Statutes	Alcohol and Gaming Regulations, Mental Health Services Act, Public Health Act, Cannabis Control (Sask) Act
Sexual Assault	All sexual offences including Sexual Assaults, Sexual Interference, Luring a Child Via a Computer, Bestiality, Voyeurism
Shoplift Under	Shoplifting Under \$5000
Special Inq(8510-8640)	Non-criminal occurrences that require police investigation or gathering of information including Missing Persons, Assist Other Agencies, Animal Complaints, Accidental Death, Sudden Death, Suicide
Special Inq(8660-8814)	Non-criminal occurrences that require police investigation or gathering of information including Suspicious Persons or Vehicles, Public Disclosure, Motor Vehicle Accidents
Theft From Auto Over	Theft From Auto Over \$5000
Theft From Auto Under	Theft From Auto Under \$5000
Theft of Motor Vehicle VA, VT	Theft of Motor Vehicle
Theft of Other Vehicle VM, VO	Theft of Other Vehicles includes theft of Snowmobiles, Motorcyles, All Terrain Vehicles, Other Motorized vehicles
Violation Causing Death	Murder, Manslaughter, Criminal Negligence Causing Death, Infaticide
Violence/Threat	Robbery, Intimidation of A Justice System, Criminal Harrassment(Stalking), Indecent/Harrassing Communication, Other Violent Violations
Total	





# Regina Police Service

(Aerial Support Unit Statistics)



01/01/2025

30/04/2025

CFS Responded

504



Flight Time (Hours)

241



Recovered Stolen Vehicles

1



Persons Charged

115



CFS (Hours)

90



Trips Saved (Ground Units)

40



Persons Arrested

119



Downtime (Hours)

234



Count of Missions Denied

(Blank)

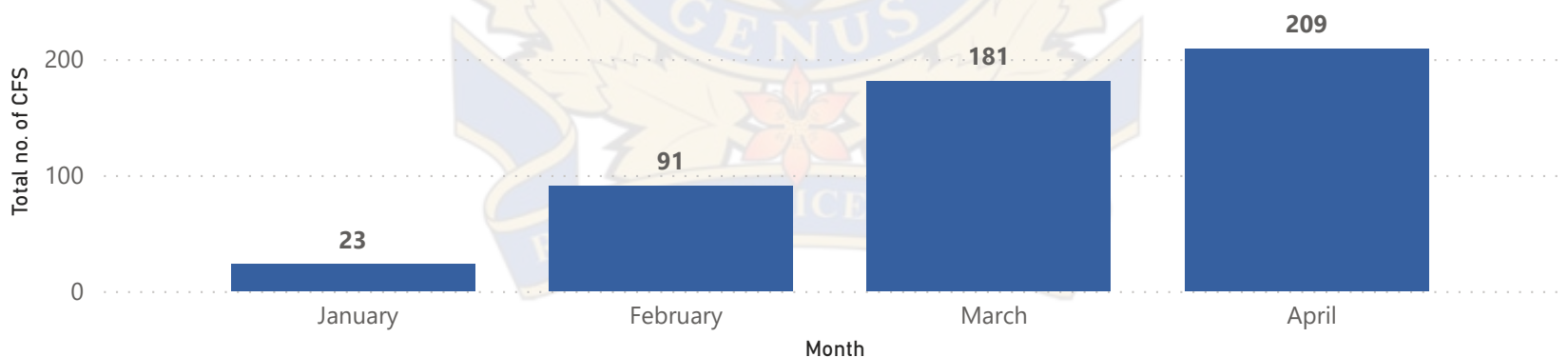


Charges laid

233



## Calls for Service by Month



## Calls for Service by Call Type at Dispatch

Call Type at Dispatch	Total no. of CFS
SUSPICIOUS VEHICLE	64
TRAFFIC STOP	48
SUSPICIOUS PERSON	47
DANGEROUS DRIVE IN PROGRESS	27
DISTURBANCE	23
ASSIST CITIZEN	19
WEAPONS OFFENCE - KNIFE	16
<b>Total</b>	<b>504</b>

## Calls for Service by Call Priority

Call Priority at Dispatch	Total no. of CFS
1	88
2	376
3	27
4	13
<b>Total</b>	<b>504</b>



# REGINA POLICE SERVICE

## Drug Overdoses - Regina

April 2025

### OCCURRENCES

96

### POLICE ATTENDED

17

### DEATHS

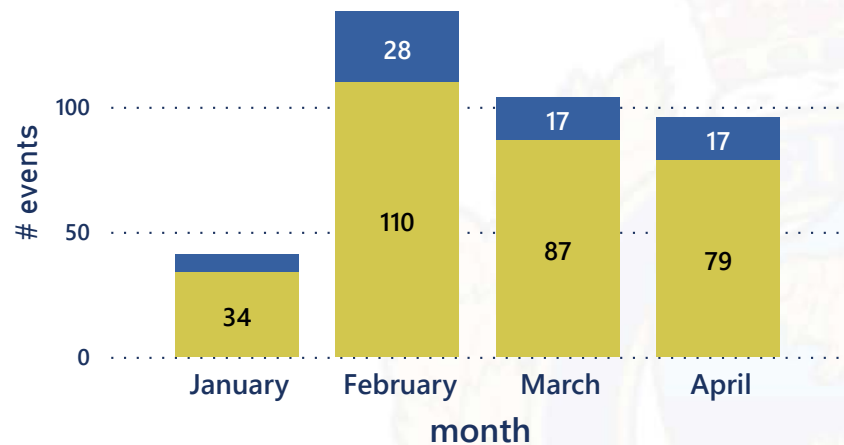
8

### POLICE NARCAN

2

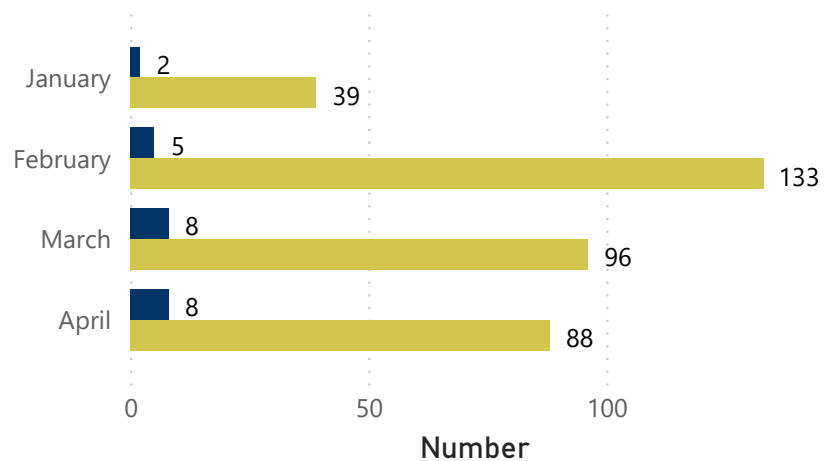
### Overdose Events, 2025

Overdoses ● did not attend ● police attended



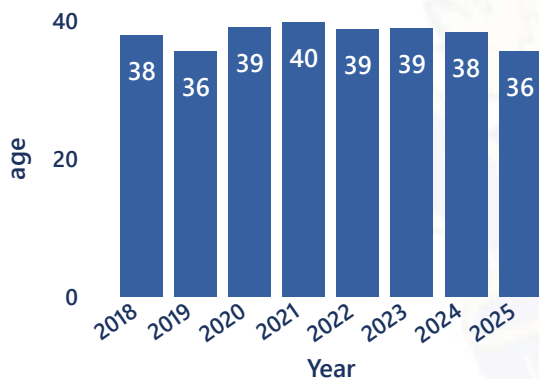
### Overdose Events, 2025

Deaths ● Other

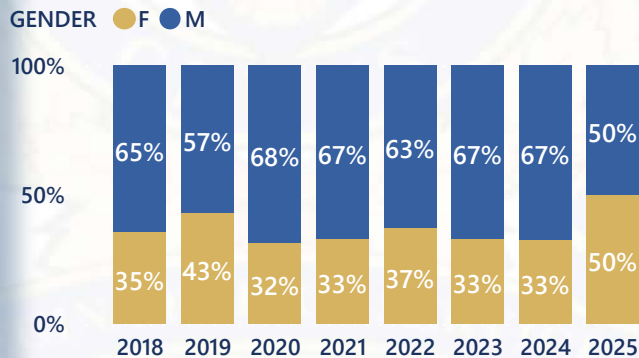


### Deaths

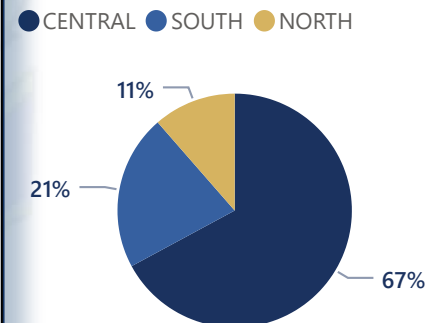
#### Average Age of Deceased, by Year



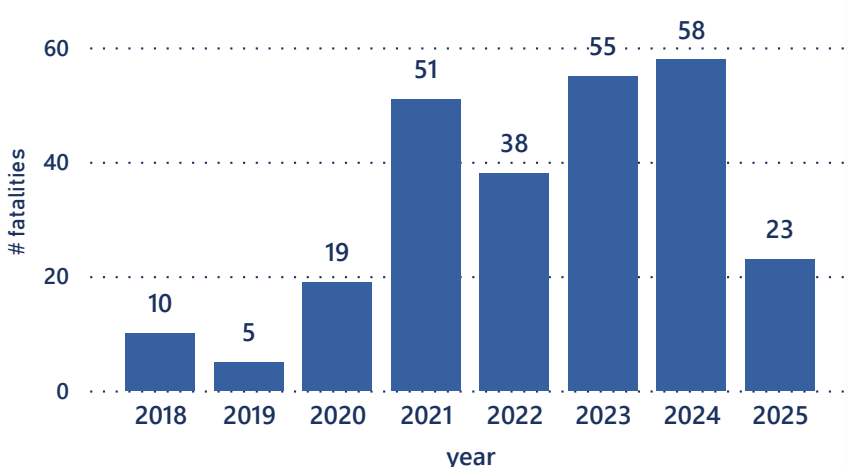
#### Deaths by Gender and Year



#### By Location, 2025



### Deaths by Year, (Jan - April)



### Apparent Deaths, 2018-2025

month	2018	2019	2020	2021	2022	2023	2024	2025
JAN	3	0	0	14	10	14	17	2
FEB	1	2	4	16	8	14	16	5
MAR	4	1	8	12	14	13	12	8
APR	2	2	7	9	6	14	13	8
MAY	1	3	11	11	16	11	9	
JUN	4	6	5	6	10	6	6	
JUL	2	1	17	8	11	21	9	
AUG	2	2	11	11	9	11	9	
SEP	1	1	9	16	6	10	5	
OCT	4	0	6	19	12	12	3	
NOV	3	3	19	19	4	6	6	
DEC	4	0	14	23	12	19	5	
Total	31	21	111	164	118	151	110	23



# REGINA POLICE SERVICE

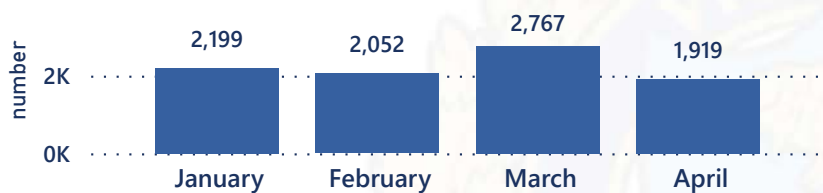
## Monthly Dashboard

April 2025

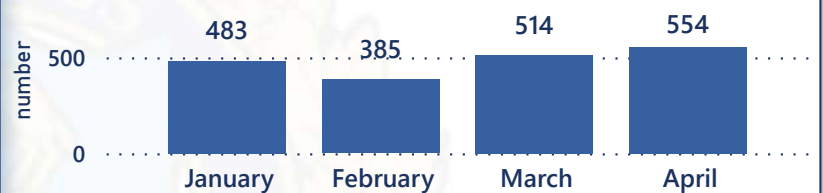
Traffic Stops	Domestic Conflict	Missing Person Reports	Missing People	Suicide Calls	Firearm Seizures	Violence with Firearm	Drug Seizures
1,919	554	229	137	151	13	4	67

### April 2025

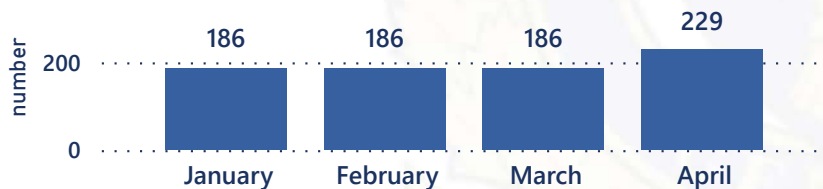
#### Traffic Stops by Month



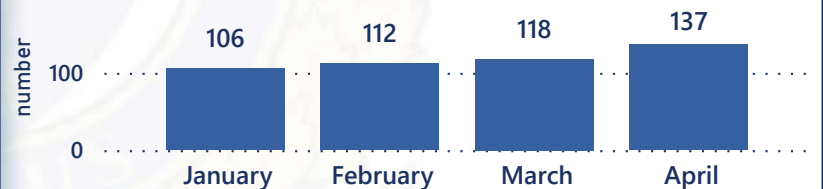
#### Domestic Calls by Month



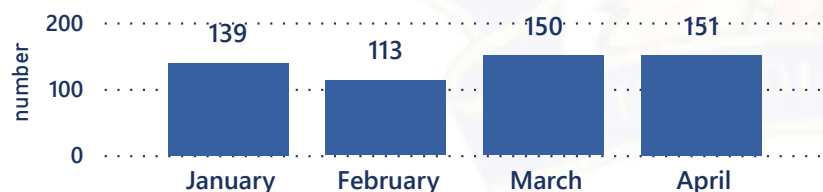
#### Missing Person Reports by Month



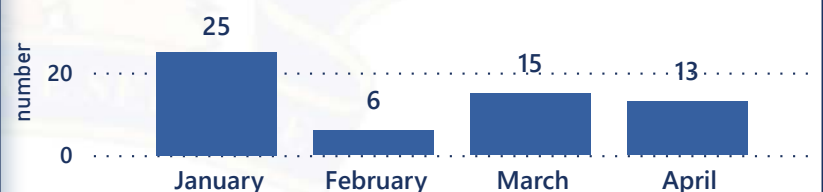
#### Missing People by Month



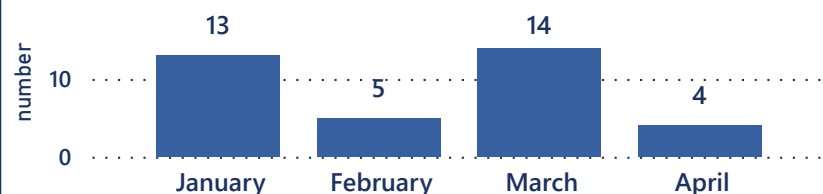
#### Suicide Calls by Month



#### Firearm Seizures by Month



#### Violence with Firearm by Month



#### Drug Seizures by Month

